



'06-'08 Crossfire

'07 F-Series


## Mounting Instructions

*Please note that GLSV assumes no responsibility for damage that may occur during installation. Snowmobiling presents inherent dangers. GLSV assumes no responsibility for damage, injuries, or casualties that result from the use of this product. By installing the product the purchaser agrees to release GLSV from any and all liabilities. GLSV will provide a full refund if purchaser does not agree to the above terms.*




47140 N. Main Street  
Houghton MI 49931  
906.482.7530  
[www.EZRyde.com](http://www.EZRyde.com)

# Stock



Replace Stock Rear  
Scissor Link

# Stock




Unload Torsion Spring



7140 N. Main Street  
Houghton MI 49931  
906.482.7530  
www.EZRyde.com



# Drill New Hole




**EZ·RYDE**

Drill 5/16" dia hole 1.125" behind stock mount

7140 N. Main Street  
Houghton MI 49931  
906.482.7530  
www.EZRyde.com

There are no longer nuts  
On the top of the mount.  
They are just bolts that  
Get inserted from the top

# Install HELO



**EZ·RYDE™**

47140 N. Main Street  
Houghton MI 49931  
906.482.7530  
[www.EZRyde.com](http://www.EZRyde.com)



# Install HELO

